

Gifu University Graduate School e-apply Usage Guide



e-apply


Step1 Log in	1
Step2 Admission Procedures.....	2
Step3 Written Oath	2
Step4 Registration of Admission Procedure Information	3
Step5 Support for Students with Disabilities	5
Step6 Confirm Contents	6
Step7 Payment of Admission Fee	6
Step8 Address Label and Health Checkup Ticket	7
Amendment Application	8

Step1 Log in



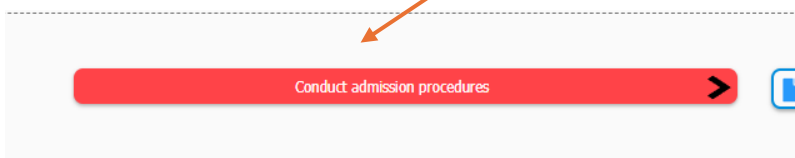
Log in

Email Address	<input type="text"/>
Password	<input type="password"/>

 Log in

Enter your account details (Email address, Password) and click on "Log In"

Click on "Conduct admission procedures"



Step2 Admission Procedures

Admission Procedures / Notes

Please select the admission procedure and click the Next button.

Check the box for "Admission procedure" and click on "Next"

Select admission procedure

Admission procedure

☒ Admission procedure

Notes

☒ Complete the admissions procedures after confirming the contents above.

Next

Step3 Written Oath

written oath

Agreement terms regarding handling of personal information	Required	Please read and agree to our Personal Information Handling Policy below and then click [I agree] Personal Information Handling Policy
		<input checked="" type="checkbox"/> I agree.
Agreement regarding academic regulations and student regulations	Required	I hereby pledge to abide by the rules and regulations of Gifu University, and perform my duties . I shall assent to the Gifu University's Declaration on Smoking Cessation, and actively engage in ; I also give my pledge that I will observe the traffic rules, behave with restraints for the interests University.
		<input checked="" type="checkbox"/> I agree.
Regarding academic regulations and student regulations		学則・学生規程
About the written oath		誓約書

Check the box for "I agree"

Enrollment information

Entrance examination classification	United Graduate School of Drug Discovery and Medical Information Sciences (Doctoral Course) The First Ad
Graduate school	United Graduate School of Drug Discovery and Medical Information Sciences
Major	Medicinal Sciences
Examinee's number	6040

Click on "Next"


Next

Step4 Registration of Admission Procedure Information

[Person information]

photograph

Required



Select picture >

Clear

This photo will be printed on your student ID and cannot be changed during your time at the school.

nationality

Required

Japan

International student type

Please select

full name

Required

教務課

太郎

Furigana

Required

キョウムカ

Romaji notation

Required

KYOUNUKA

Male

If your name, Furigana, Sex, or Date of birth is incorrect and needs to be corrected, refer to "Amendment Application"

Romaji notation

Enter your name in Roman letters as shown on your passport. This will be used to create your university email address.

Admission procedure information

Please enter the admission procedure information and click the Next button.

[Family information 1]

full name	Required	<input type="text"/>
relationship	Required	Please select ▼
birthday		<input type="text"/> / <input type="text"/> / <input type="text"/>
Remarks field		<input type="text"/>
post code	Required	<input type="text"/> 000 - <input type="text"/> 0000 <input type="button" value="Search address"/>
Address after enrollment - prefecture	Required	Fukui ▼
Address after enrollment - city/ward/town/village	Required	<input type="text"/>
Address after enrollment - street number	Required	<input type="text"/>
Address after admission - building name		<input type="text"/>
emergency contact tel	Required	<input type="text"/> 000 - <input type="text"/> 0000 - <input type="text"/> 0000 <small>*If you do not have a landline phone number, please enter your mobile phone number.</small>
emergency contact mobile	Required	<input type="text"/> - <input type="text"/> - <input type="text"/> <small>*If you do not have a mobile phone number, please enter your landline phone number.</small>
E-mail address (mobile phone)	Required	<input type="text"/>
E-mail address for confirmation of the above (mobile phone)	Required	<input type="text"/>

Family information1

Your family may be contacted if necessary.

Next



Admission procedure information

Please enter the admission procedure information and click the Next button.

[Family information 2]

input	<input type="checkbox"/> No input
full name	<input type="text"/>
relationship	Please select ▼
birthday	<input type="text"/> / <input type="text"/> / <input type="text"/>
Remarks field	<input type="text"/>

Family information (2-5)

If you do not want to enter any information, check the box for "No input."

[Family information 3]

input	<input type="checkbox"/> No input
full name	<input type="text"/>
relationship	Please select ▼
birthday	<input type="text"/> / <input type="text"/> / <input type="text"/>
Remarks field	<input type="text"/>

Step5 Support for Students with Disabilities

Admission procedure information

Please enter the admission procedure information and click the Next button.

If you require support due to a disability, please indicate it here.

Support For Students With Disabilities

This is a questionnaire about the status of your health and lifestyle.
The information you provide will remain confidential and will not be shared with anyone.
We may use this information to support your health on campus.
The data may also be used for health status analysis of Gifu University students.
However, personal information will not be disclosed and will be used for statistical analysis only.

Do you have any concerns or problems in your school life due to a disability or illness?

Required

If yes, please select "Yes" and do not hesitate to consult with the Office for Students with Disabilities.
If not, please select "No". Your answer is now finished.

☐ Yes

☒ No

Next


Step6 Confirm Contents

Confirm contents

Please confirm the contents and click the Next button.

Admission procedure documents

Display a sample of the admission procedure documents, and confirm whether the contents are correct.

 Admission procedure documents (sample)

Payment information

Display the payment information, and confirm whether the contents are correct.

Payment information (sample)

Register

Back

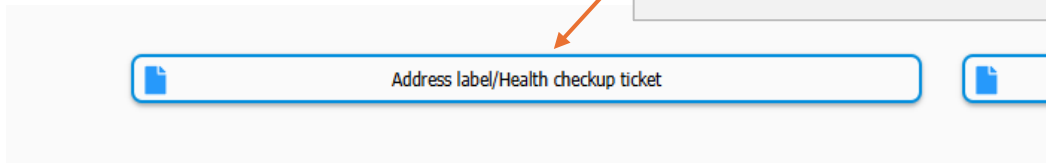
Click on "Admissions procedure documents(sample)" to confirm your registration information, then click on "Register".

Step7 Payment of Admission Fee

If necessary, the admission fee payment screen will be displayed, so please proceed with the admission fee payment procedure.

Step8 Address Label and Health Checkup Ticket

Click on "Address Label/Health Checkup Ticket" at the top of your "My Page"



"Address Label/Health Checkup Ticket"



Use this address label when mailing your diploma to the university.



A health check will be conducted after enrollment, so please bring this "Health checkup ticket"

Amendment Application

If you need to correct any registered information, please submit a request using the form below.

<https://forms.office.com/r/PkMW2UbiHv>

